

Webiators ReadMore

How to Install: Download the "Ready to paste" package from your customer's area, unzip it and upload the all files in 'app/code/Webiators/ReadMore folder to your Magento install dir.

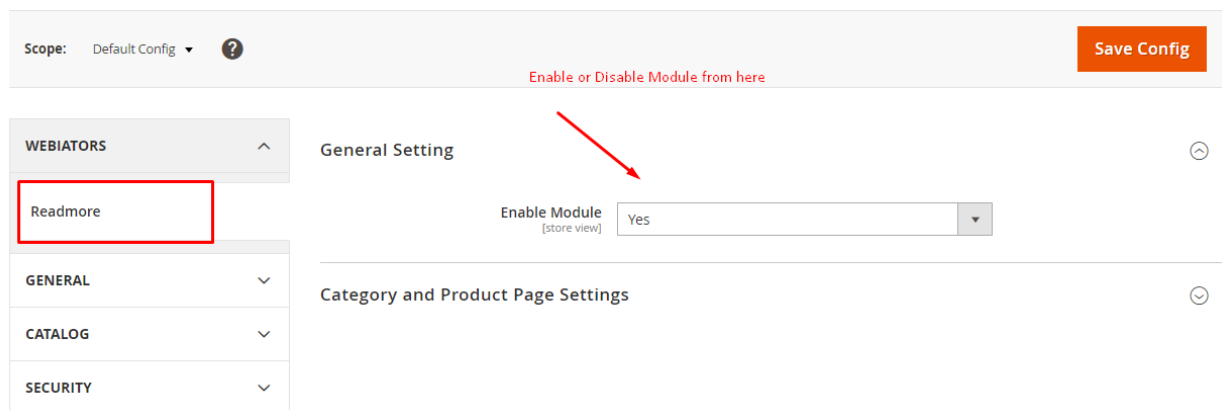
Update the Database: Move to Magento Root directory with CLI and execute below commands

- php bin/magento setup:upgrade
- php bin/magento setup:di:compile
- php bin/magento setup:static-content:deploy
- php bin/magento cache:flush
- php bin/magento cache:clean

How to Use: Go to Admin Panel ⇒ Store ⇒ Settings ⇒ Configuration ⇒ WEBIATORS ⇒ ReadMore.

General Setting:

Enable Module: Choose 'Yes/No' to 'Enable/Disable' the module.



The screenshot shows the Magento Admin Panel configuration interface. At the top, the 'Scope' is set to 'Default Config'. A red arrow points to the 'Enable or Disable Module from here' link. Below this, the 'WEBIATORS' section is expanded, and the 'Readmore' module is selected. The 'General Setting' section is visible, with the 'Enable Module' dropdown menu set to 'Yes'. A red box highlights the 'Readmore' module name in the left sidebar. The 'Category and Product Page Settings' section is also visible below.

Category and Product Page Setting:

Enable On Category Page: Select 'Yes/No' to 'Enable/Disable' ReadMore/ReadLess on Category Page.

The screenshot shows a configuration interface for 'WEBIATORS'. On the left is a sidebar menu with categories: WEBIATORS (expanded), Readmore (highlighted in red), GENERAL, CATALOG, SECURITY, CUSTOMERS, and SALES. The main content area is titled 'General Setting' and contains a sub-section 'Category and Product Page Settings' (highlighted in red). Within this sub-section, the 'Enable On Category Page' dropdown (with '[store view]' below it) is set to 'Yes' and is highlighted in red. Below it are four text input fields: 'Height Of Category Description' (with '[store view]' below it) containing '200', 'CSS/JQUERY Selector Of Category Description' (with '[store view]' below it) containing '.category-description', 'Readmore Button Text On Category Page' (with '[store view]' below it) containing 'Read More', and 'Readless Button Text On Category Page' (with '[store view]' below it) containing 'Read Less'.

Height Of Category Description: Enter the Category Description Height(in pixels).

CSS/JQUERY Selector Of Category Description : Enter the CSS Class of Category Description.

Readmore Button Text On Category Page: Add “ReadMore” Button Text on Category Page.

Readless Button Text On Category Page: Add “ReadLess” Button Text on Category Page.

Enable On Product Page: Select 'Yes/No' to 'Enable/Disable' ReadMore/ReadLess on Product Page.

WEBIATORS ^	General Setting
Readmore	Category and Product Page Settings
GENERAL v	Enable On Category Page <small>[store view]</small> No v
CATALOG v	Enable On Product Page <small>[store view]</small> Yes v
SECURITY v	Height Of Product Description <small>[store view]</small> 50 ?
CUSTOMERS v	CSS/JQUERY Selector Of Product Description <small>[store view]</small> .product.description
SALES v	Readmore Button Text On Product Page <small>[store view]</small> Read More
YOTPO v	Readless Button Text On Product Page <small>[store view]</small> Read Less
DOTDIGITAL v	

Height Of Product Description: Enter the Product Description Height(in pixels).

CSS/JQUERY Selector Of Product Description : Enter the CSS Class of Product Description.

Readmore Button Text On Product Page: Add “ReadMore” Button Text on Product Page.

Readless Button Text On Product Page: Add “ReadLess” Button Text on Product Page.

ReadMore/Readless On Individual Category Page :

What's New (ID: 38) Delete Save

Products in Category ⌵

Design ⌵

Schedule Design Update ⌵

Webiators Readmore

⌵

Height Of Category Description

Read More Button Label

Read Less Button Label

ReadMore/Readless On Individual Product Page:

Joust Duffle Bag ← Back Add Attribute Save ▼

Schedule Design Update ⌵

Gift Options ⌵

Webiators Readmore

⌵

Height Of Product Description [global]

Read More Button Label [global]

Read Less Button Label [global]

ReadMore/Readless On Category Page In Frontend:

Men

Lorem ipsum dolor sit amet, consectetur adipiscing elit. Nullam vitae iaculis velit. Mauris id pulvinar augue. Etiam nulla odio, efficitur sit amet fringilla in, accumsan vitae nisi. Nullam dictum tempus turpis, sit amet tempus nisi. Duis vel massa id sapien rutrum sodales. Nunc vulputate, ante at rutrum feugiat, nibh risus auctor ante, quis eleifend dui dui id mi. Nulla aliquet aliquet elit commodo sodales. Nunc a porta velit. Cras nibh nulla, malesuada ac nibh vel, ultricies ultrices est. Morbi rhoncus iaculis libero sed vulputate. Duis fermentum tellus vel hendrerit ornare. Integer dictum, nulla id hendrerit luctus, justo urna efficitur erat, et blandit arcu orci a nulla. Praesent faucibus urna eget mi ultrices sollicitudin. Quisque lacinia rutrum elit, non vulputate lacus porta non. Vestibulum ut sem vitae neque viverra congue ut eu augue. Nulla eu placerat ante, nec fermentum sem. Ut id tellus at nulla sollicitudin blandit. Donec laoreet diam quis


 Read More

Readmore On Category page in frontend




Men

Lorem ipsum dolor sit amet, consectetur adipiscing elit. Nullam vitae iaculis velit. Mauris id pulvinar augue. Etiam nulla odio, efficitur sit amet fringilla in, accumsan vitae nisi. Nullam dictum tempus turpis, sit amet tempus nisi. Duis vel massa id sapien rutrum sodales. Nunc vulputate, ante at rutrum feugiat, nibh risus auctor ante, quis eleifend dui dui id mi. Nulla aliquet aliquet elit commodo sodales. Nunc a porta velit. Cras nibh nulla, malesuada ac nibh vel, ultricies ultrices est. Morbi rhoncus iaculis libero sed vulputate. Duis fermentum tellus vel hendrerit ornare. Integer dictum, nulla id hendrerit luctus, justo urna efficitur erat, et blandit arcu orci a nulla. Praesent faucibus urna eget mi ultrices sollicitudin. Quisque lacinia rutrum elit, non vulputate lacus porta non. Vestibulum ut sem vitae neque viverra congue ut eu augue. Nulla eu placerat ante, nec fermentum sem. Ut id tellus at nulla sollicitudin blandit. Donec laoreet diam quis ipsum euismod vehicula. Nunc et tortor quis libero pharetra commodo. Ut a volutpat nulla. Aenean at ex et velit maximus mattis. Phasellus sodales justo vel tortor scelerisque, eu varius tellus imperdiet. Quisque eu molestie elit. Orci varius natoque penatibus et magnis dis parturient montes, nascetur ridiculus mus. Sed vitae sapien a nisi efficitur pellentesque. Nulla vitae nisi iaculis nunc luctus interdum.



 Read Less

ReadLess On Category Page in frontend

ReadMore/Readless On Product Page In Frontend:




♥ ADD TO WISH LIST . ADD TO COMPARE





Details More Information Reviews

The Argus All-Weather Tank is sure to become your favorite base layer or go-to cover for hot outdoor workouts. With its subtle reflective safety trim, you can even wear it jogging on urban evenings.

[Read More](#) ← Readmore On Product page in frontend



♥ ADD TO WISH LIST . ADD TO COMPARE



Details More Information Reviews

The Argus All-Weather Tank is sure to become your favorite base layer or go-to cover for hot outdoor workouts. With its subtle reflective safety trim, you can even wear it jogging on urban evenings.

- Dark gray polyester spandex tank.
- Reflective details for nighttime visibility.
- Stash pocket.
- Anti-chafe flatlock seams.

[Read Less](#) ← ReadLess On Product Page in Frontend

FEEL FREE TO CONTACT for support or any custom request.

Email: support@webiators.com